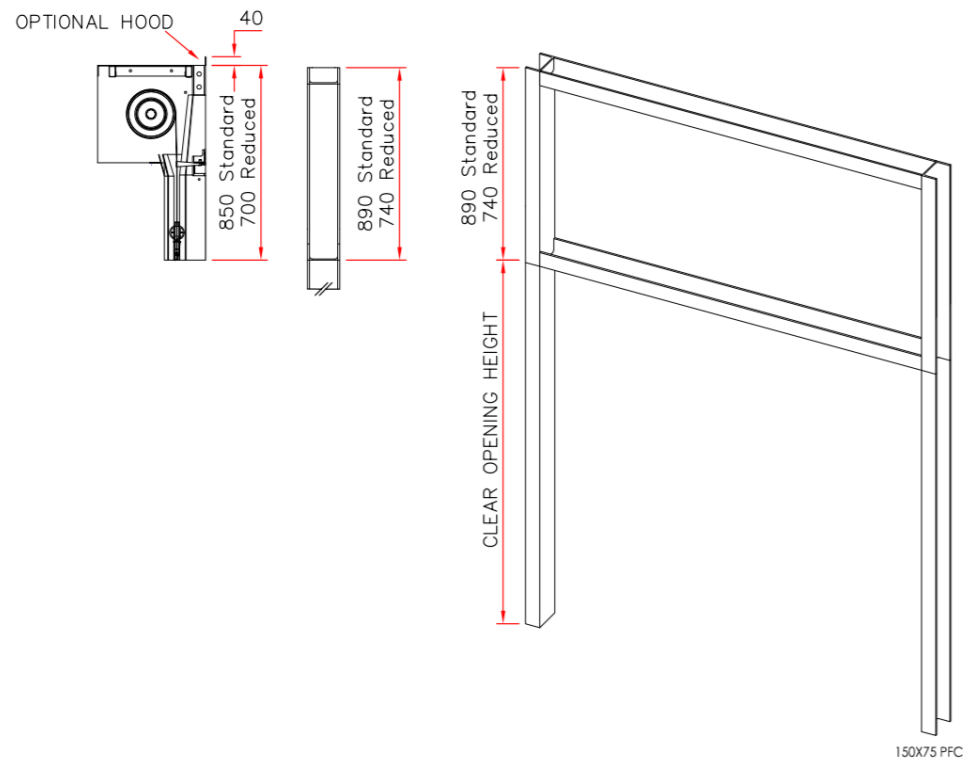


## General layout drawing of steelwork requirements



### STORM Features and Appearance

<b>Door size availability</b>	Up to 8m wide x 8m high subject to 46 sq/M
<b>Door applications</b>	Distribution depots, Pharmaceutical production, Food manufacturing, Medical/Biotechnology production, Electronics/Semiconductor production, Aerospace/Automotive production and Chemical/Environmental Analysis industry, distribution, motor manufacture, anywhere.
<b>Colour</b>	
<b>Availability</b>	UK Manufactured to suit client needs
<b>Safety</b>	Light curtain, as standard, optional optical touch sensitive safety leading edge, safety photocells, movement sensors, presence sensors and laser detection.
<b>Curtain</b>	2.5Kg fabric weight, Clear vision panels, optional logo / images on curtain.
<b>Hoods</b>	Optional Combined Barrel/motor hood or separate units for external use, manufactured in galv steel, Powder coat or stainless steel.
<b>Door speeds</b>	Standard variable speed .8m up to 1.5m/s
<b>Power Requirement</b>	Dependant on door size 240 volt single phase OR 415 volt, 3 Phase +N, 16 amp, industrial surface mounting socket, conforming to EN 60309 provided within 1 meter of the motor side of the door at approx. 1.5m from floor level. Confirm with Hart at time of order.

<b>NBS REF:</b>	L20:570
<b>MODEL:</b>	Speedor STORM, High Speed Door evo 4
<b>Control Panel:</b>	Digital Control Panel, state of the art, compliant to BS EN 12454. IP65 rated.
<b>Door Motor:</b>	Safedrive direct drive, with safety brake feature, speed .8 M/sec to 1.5M/sec
<b>Curtain fabric colours:</b>	PVC coated, 2.5Kg heavy duty fabric in Blue, Red, Green, Grey or Yellow <i>Optional: Other curtain colour and full width clear vision panel, full colour design/logo on fabric.</i>
<b>Wind Bracing:</b>	Steel bracing retained at ends by pairs of steel bearings, number varies dependant on door height.
<b>Side frame:</b>	Aluminium core with galvanised steel door guides. <i>Optional Powder Coated Finish</i>
<b>Safety:</b>	Light curtain <i>Optional safe edge, Forward Warning Photocells, Audible Alarm, Optional Traffic Lights</i>
<b>Seals:</b>	Leading edge Bottom Rubber Seal <i>(will not prevent potential water penetration without other drainage)</i>
<b>Activators:</b>	Induction Floor Loop, Radar sensors, Radio Operation with transmitter, Photocell, Press button, Pull Cord, Keypad
<b>General:</b>	Standard 12 month warranty on defective parts
<b>Other Optional Items:</b>	<i>Optional : Barrel and motor hood covers, Express manufacturing and delivery, Seaworthy packing.</i>

# speedor<sup>®</sup>

## STORM



**Speedor STORM** is Hart Door Systems' premium door for frequent use in high traffic situations and extreme environments, this high performing door has wind resistance to class 5. in the closed position and available up to 8M wide and 8M high or 46m<sup>2</sup> maximum.

Speedor's are UK designed and manufactured, backed by over 40 years' experience in high speed automatic energy saving doors. All Speedor models are all designed for frequent use in high traffic situations and low maintenance. The heavy duty construction is suitable for all door openings and will efficiently deliver performance for many years. Speedors comply with all required British Standards and Health & Safety requirements.

Due to its automatic and fast operation, traffic flow and internal temperatures can be controlled more efficiently and cost effectively, potentially returning large payback by increased environmental control and reduced energy cost.

#### OPTIONS:

- Externally facing up to 8M wide and 8M high subject to 46 sq/M
- Manufactured in England to ISO9001 and UKCA/CE marked
- State of the art direct drives & controls BSEN safety compliant
- Safety, operators and electricians
- Rugged, reliable and safe
- Rapid parts availability from stock
- Warranty and extended warranty available



### Size Availability:

All doors are made to measure to specific requirements. Up 8 metres in width or height subject to a maximum surface area of 46m<sup>2</sup>.

Headroom 890 with hood upstand.

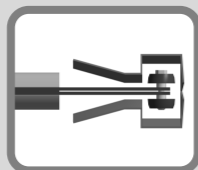
### Fabric and optional vision panel:

2.5 Kg weight per square metre multilayer PVC coated textile. Fabric is constructed from textile with PVC coating and high frequency welded as appropriate. Optional Vision Panel is available in clear PVC welded into the curtain.



### Wind Resistance Class 5

Speedor Storm has integral steel supports retained in pockets within the door curtain each supported at either end by bearings tested to sustain wind class 5 when in the closed position. When deciding on the wind class requirement, it is important to fully consider the unique environment each door system is to be installed within and the implications of building layouts, location, size and the possible resultant pressures on the door system. Contact us for clarification and more details.



### Standards:

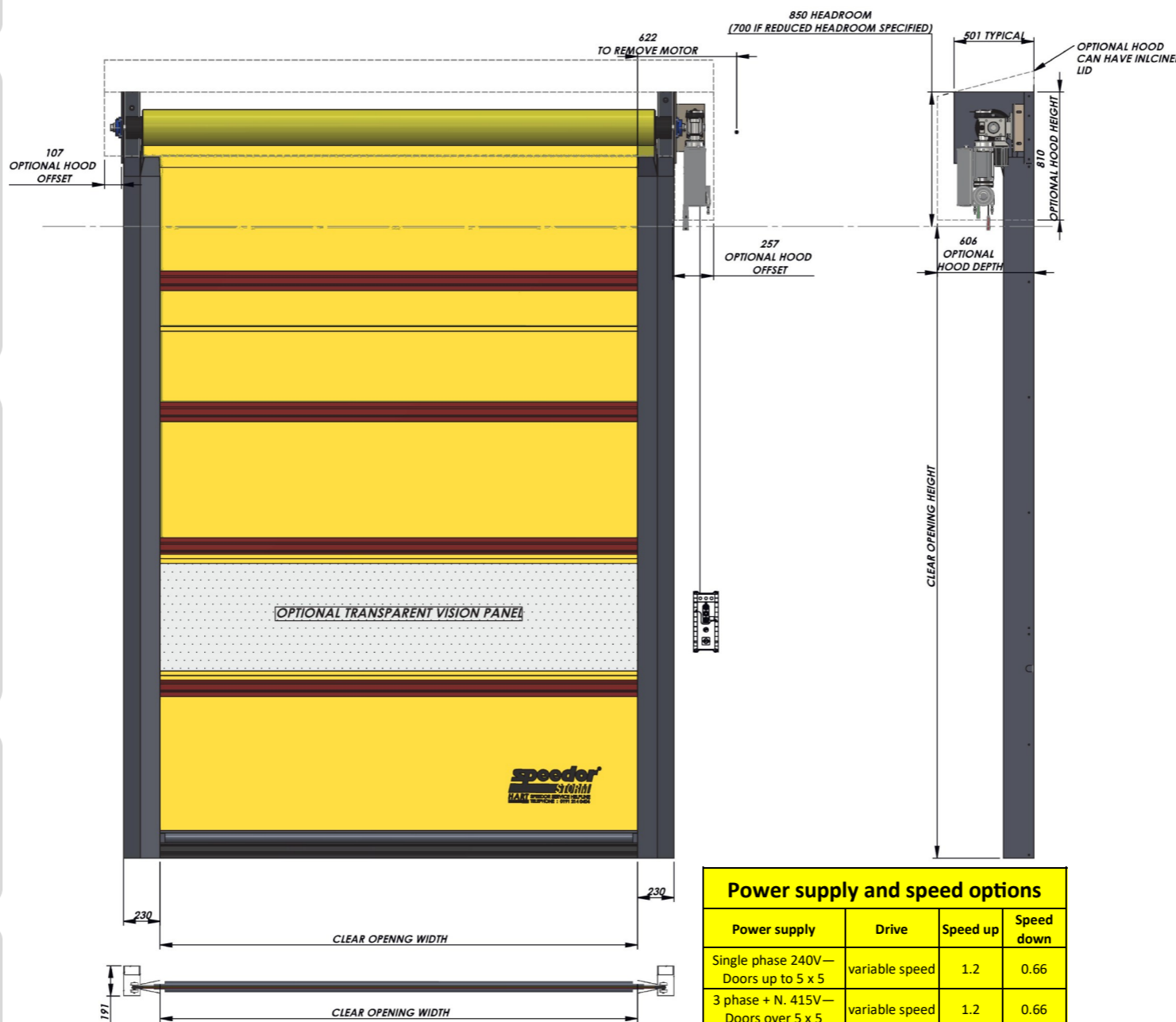
The machinery directive safety in use of power operated doors BS EN 12453 & 12444 and safety devices for power operated doors BSEN 12978. Requirements for the safe installation and use PREN 12625. Third party certified Quality system ISO 9001 is in operation.

### Installation:

Hart Door Systems offer a complete manufacture, supply, install and commission services. All works will be completed to ISO 9001 which includes IEE regulations.


### Metal Hoods Covers and Infill's:

Barrel Hood, Motor Hood and Infills can be supplied as optional items depending on requirements. Available in galvanised sheet or powder coated steel. Insulated and heated motor hood options also available.



Power supply and speed options			
Power supply	Drive	Speed up	Speed down
Single phase 240V — Doors up to 5 x 5	variable speed	1.2	0.66
3 phase + N. 415V — Doors over 5 x 5	variable speed	1.2	0.66
Dependant door size & specification			

### Door drive and Speeds:



Hollow shaft direct drive unit incorporating a safety brake and digital limits. **Emergency operation** via hand chain. Compliant to BS:EN 12453:2001. Special environment options including IP65i drives and further enhanced protection for harsh environments.

### Control Panel:

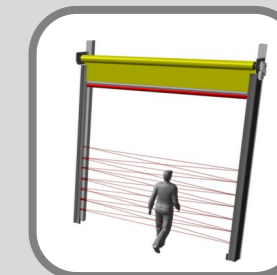
TS971 state of the art 24V controls includes open, close and stop buttons, wireless receiver, two programmable relays and 24V power supply. Compatible to control options including loop cards, radio control, traffic lights, wireless safety edges, pull cords etc. IP65 enclosure certified to BS EN 12453, digital display fault indication, operations cycle counter and programmable door maintenance indicator. Option for air lock controls.



### Safety Systems and HSE requirements:

The standard door system includes a category D (exceeds E) safety light curtain within an IP67 enclosure which protects the required area of 2.5M in height from floor level to conform to BSEN 12453:2001 providing a contactless safety system.

Standard Safety Light Curtain



**Option:** safe edge with radio wireless connection control to protect the entire opening if oversized transport with projecting booms, like diggers, use the opening.

Additional safety system options providing the ultimate in pedestrian safety via non-contact movement or movement and presence detection positioned on either side of the door.

Risk assessment is recommended for pedestrian use, evaluating volume, whether trained operatives or public using the door.

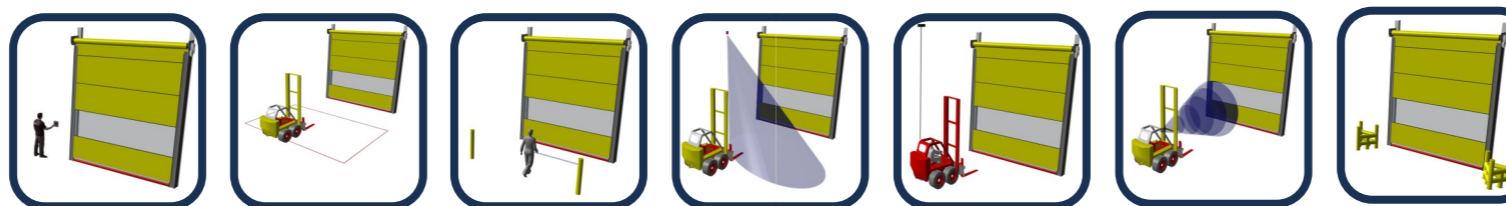
Further options include traffic or warning light and or Klaxons.

### Options:

- Clear Vision Panel
- Barrel / Motor Covers
- Traffic Lights
- Audible warnings
- Part open facility
- Airlock facility with other doors
- Alarm if door left open after set amount of time.
- Electrical environmental upgrades

### Door Activation :

System operators are used to open the door, Any of these operators can be used individually or in conjunction with others. They can be used to exclude pedestrians, be a security barrier or open for all. Please Note: Major benefits come with full automatic door by providing efficient throughput of vehicles and staff whilst giving major energy savings and environmental improvements.



Push Button

Induction Loop

Photocells

Movement Sensors

Pull Cords

Radio activated

Bollards or handrails



www.hartdoors.com  
info@hartdoors.com  
Tel: 0191 214 0404

