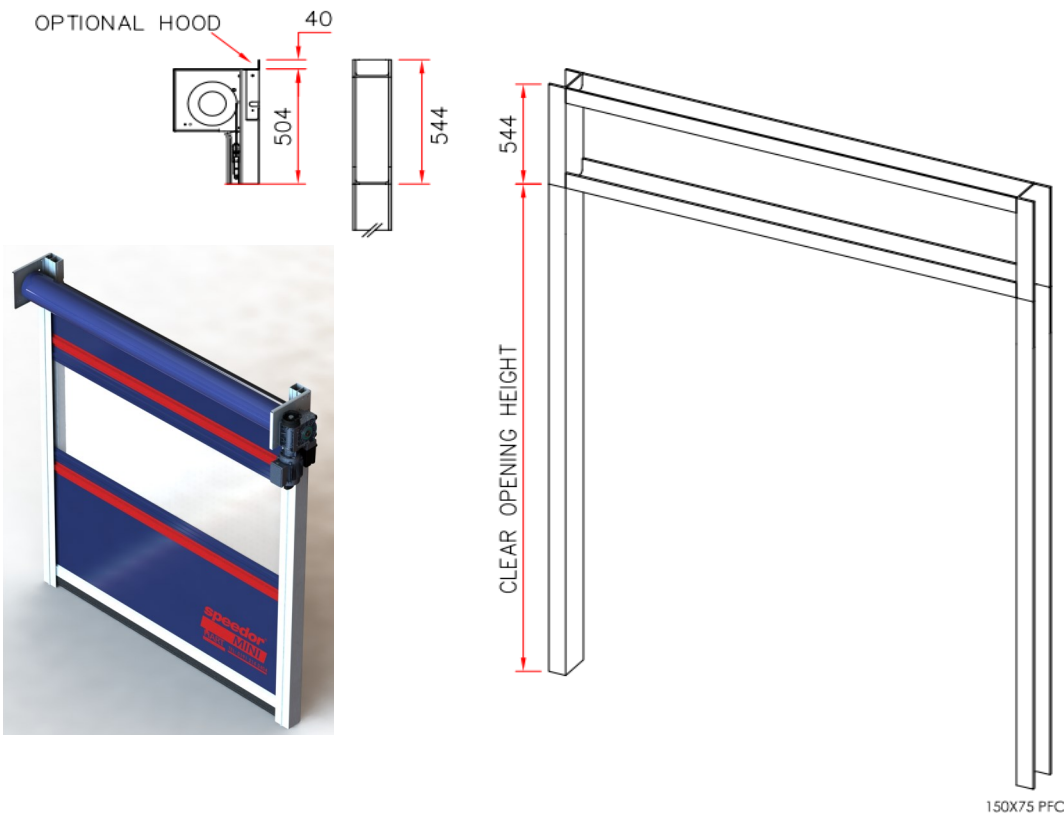



General layout drawing of steelwork requirements



Mini Features and Appearance

Door sizes	Up to 4m wide x 4m high
Door applications	Distribution depots, Pharmaceutical production, Food manufacturing, Medical/Biotechnology production, Electronics/Semiconductor production, Aerospace/Automotive production and Chemical/Environmental Analysis industry, distribution, motor manufacture, anywhere.
Colour	 Light Grey Carmine Red Royal Blue
Safety	Light curtain, optional optical touch sensitive leading edge, photocells, presence sensors and laser detection.
Curtain options	0.9g to 2.5 kg/m fabric weight, Clear vision panels, logo / images printed on curtain.
Hoods	Barrel and motor hood options in galvanised steel, Powder coated or stainless steel.
Door speeds	Standard single speed opening and closing speeds of approx. 0.66 m/s. Variable speed .95m/s up to 1.2m/s
Power Requirement	240 volt, single phase, 16 amp for variable speed OR 415 volt + neutral for single speed, conforming to EN 60309 within 1 meter of the motor side of the door at approx. 1.5m from floor level.

NBS REF	L20:570
MODEL	Speedor Mini, High Speed Rolling Door
Control Panel	Digital Control Panel, state of the art, compliant to BS EN 12454. IP65 rated.
Curtain fabric colours	PVC coated, 900g fabric in Royal Blue, Carmine Red or Light Grey as standard. Option 2.5Kg sq/M heavy duty fabric. Samples available on request. <i>Optional: Other curtain colours, full width clear vision panel, full colour design/logo on fabric.</i>
Wind Bracing	Steel bracing retained in pockets, the number varies dependant on height.
Side frame	Aluminium extrusions in mill finish . <i>Optional Powder Coated Finish</i>
Safety	Light curtain, <i>Optional: Safe edge, forward warning photocells, sensors, audible alarm, traffic lights</i>
Seals	Bottom Rubber Seal (<i>will not prevent potential water penetration without other drainage</i>)
Activators	<i>Induction Floor Loop, Radar sensors, Radio Operation with transmitter, Photocell, Press button, Pull Cord, Keypad</i>
General	Standard 12 month warranty on defective parts
Other Optional Items	<i>Optional : Barrel and motor hood covers, Express manufacturing and delivery, Seaworthy packing.</i>



Speedor Mini is Hart Door Systems’ ideal solution for internal, frequently used doors in high traffic situations, and are reliable, long lasting and with lots of options allowing specification to your requirements.

Speedor’s are UK designed and manufactured and backed by over 40 years’ experience in high speed automatic energy saving doors. All Speedor models are designed for frequent use in high traffic situations, delivering reliable, long life, and low maintenance over many years. Speedors comply with all required British Standards and Health & Safety requirements.

Due to its automatic and fast operation, traffic flow and internal temperatures can be controlled more efficiently and cost effectively, potentially returning large payback by increased environmental control, efficient access and reduced energy cost.

OPTIONS:

- Internal doors up to 4M wide & 4M high
- Manufactured in England to ISO9001 and UKCA/CE marked
- State of the art direct drives & controls BSEN safety compliant
- Single or variable speed
- Safety, operators and electrics
- Rugged, reliable and safe
- Rapid parts availability from stock
- Warranty and extended warranty available



Hart Door Systems Limited
Redburn Road
Westerhope Industrial Estate
Newcastle upon Tyne
NE5 1PJ

☎ 0191 214 0404 🌐 www.hartdoors.com ✉ info@hartdoors.com



Hart Door Systems Limited
Redburn Road
Westerhope Industrial Estate
Newcastle upon Tyne
NE5 1PJ

☎ 0191 214 0404 🌐 www.hartdoors.com ✉ info@hartdoors.com



Size Availability:

All doors are made to measure to specific requirements. Maximum size available 4M wide and 4M high. Designed for internal use or openings with low or no required wind resistance.

Fabric and Optional Vision Panel:

900g sq/M, flame retardant PVC fabric available in three colours as standard.

Option 2.5Kg sq/M multilayer heavy duty fabric available. Fabric is constructed from textile with PVC coating and high frequency welded as appropriate.

Optional Vision Panel is available in 1mm thick clear PVC welded into the curtain.

Curtain braces are fixed horizontally within a contrasting PVC pocket which add to visibility of the door system in operation.

Standard Curtain Colour:



Bottom Rail Reset:

Optional break-away sacrificial nylon end fittings can be fitted to the bottom rail allowing easy replacement and reset following impact.

Standards:

Manufactured to ISO 9001:2015 standard. The machinery directive safety in use for power operated doors, BSEN 12453 & 12444 and safety devices for power operated doors BSEN 12978. Requirements for the safe installation and use BSEN 12625.

Installation:


Hart Door Systems offer complete manufacture, supply, install and commission services. All works will be completed to ISO 9001 which includes IEE regulations.

Metal Hoods Covers and Infill's options:

Barrel hood, motor hood and infills can be supplied as optional items depending on requirements. Available in stainless, galvanised or powder coated steel finishes.



www.hartdoors.com
info@hartdoors.com



Motor Drive & Speeds:

Speedor Mini options: All drives are GFA Safedrive® hollow shaft units providing as high standard precision worm drives incorporating a safety brake and digital limits.
Emergency operation via crank handle.

Power supply and speed options			
Power supply	Drive	speed up	speed down
3 phase + N. 415V	single speed	0.66	0.66
single speed 240V	variable speed	1.2	0.66
dependant door size & specification			

Control panel:

TS971 state of the art 24V controls includes open, close and stop buttons, wireless receiver, two programmable relays and 24V power supply. Compatible to control options including loop cards, radio control, traffic lights, wireless safety edges, pull cords etc. IP65 enclosure certified to BS EN 12453, digital display fault indication, operations cycle counter and programable door maintenance indicator. Option for air lock controls.



Safety Systems and HSE requirements:

The standard door system includes a category D (exceeds E) safety light curtain within an IP67 enclosure which protects the required area of 2.5M in height from floor level to conform to BSEN 12453:2001 providing a contactless safety system.

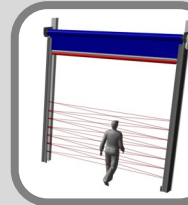
Option: safe edge with radio wireless connection control to protect the entire opening if oversized transport with projecting booms, like diggers, use the opening.

Additional safety system options providing the ultimate in pedestrian safety via non-contact movement or movement and presence detection positioned on either side of the door.

Risk assessment is recommended for pedestrian use, evaluating volume, whether trained operatives or public using the door.

Further options include traffic or warning light and or Klaxons.

Standard Safety Light Curtain



Optional Items:

- Single or variable speed
- Clear vision panel
- Fabric weight option
- Barrel and motor cover
- Traffic or warning lights
- Airlock facility with other doors
- Low level hand chain
- Electric environmental upgrade
- Alarm if door left open after set amount of time.
- Audible warnings

Door Activation :

System operators are used to open the door, Any of these operators can be used individually or in conjunction with others. They can be used to exclude pedestrians, be a security barrier or open for all. Please Note: Major benefits come with full automatic door by providing efficient throughput of vehicles and staff whilst giving major energy savings and environmental improvements.

